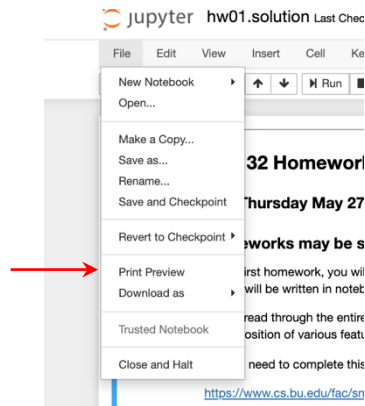
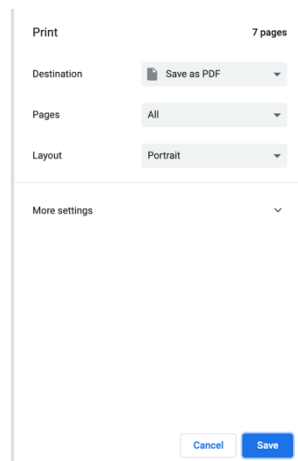
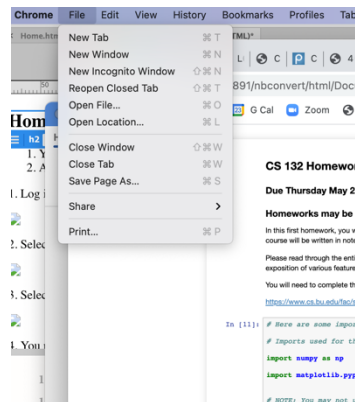


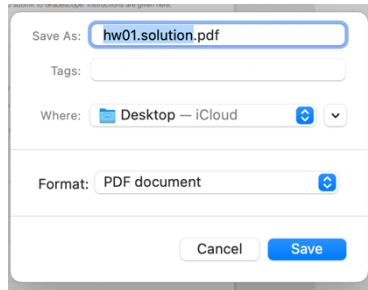
## Homework Submission Process for CS 132

1. You will submit all homeworks as PDF files created from the IPYNB files where you created your homework. You **MUST** write your homeworks in IPYNB files and upload them to Gradescope as PDFs. No other submissions will be considered valid.
2. After completing your homework notebook, make sure to **Run All** cells to create your solutions. Then, from the File menu in Anaconda, select Print Preview:



and then use your Print menu from your web browser to select Save as PDF:





Examine your PDF file carefully and make sure it is what you want to submit and that all answers are visible.

3. Now log in to Gradescope and upload your PDF file.

NAME	STATUS	RELEASED
HW 01	No Submission	MAY 25

Submit Programming Assignment

Upload all files for your submission

SUBMISSION METHOD

Upload  GitHub  Bitbucket

DRAG & DROP

Any file(s) including .zip. Click to browse.

Upload Cancel

Submit Programming Assignment

Upload all files for your submission

SUBMISSION METHOD

Upload  GitHub  Bitbucket

Add files via Drag & Drop or Browse Files.

NAME	SIZE	PROGRESS	x
hw01.solution.pdf	0.4 MB	<div style="width: 100%;"></div>	

Upload Cancel

NAME	STATUS
HW 01	Submitted